


**Irmo Elementary School
School Improvement Council
2017-2018**

Jennifer Baker, Chair
April Alsup, Secretary
Carla Adams
Mark Baker
Travis Bass
Michelle Burgess
John Cantey
Jeff Corley
Esther Courtney
Saurabhi Chatterjee
Elise Helms
Joe Jeffcoat
Tina McCaskill
Joshua Miller
Erin Roberts
Mark Smyers
Shannon Wiley



Accreditation

Irmo Elementary School is fully accredited by the State Board of Education and AdvancED. In the annual report to the SC State Department of Education, no deficiencies were cited.

"School District Five of Lexington and Richland Counties does not discriminate on the basis of age, race, creed, color, disability, spousal affiliation, sex, national origin, sexual orientation, religion, pregnancy, service to the armed forces, or status with regard to admission to, treatment in, or employment in its programs and activities as required by Title II of ADA, Title VI, Title IX and Section 504, or any other protected characteristic, as may be required by law. Non-discrimination inquiries regarding students should be addressed to the Director of Special Services/504 & ADA Student Coordinator. Non-discrimination inquiries regarding employees and adults should be directed to the Chief Human Resources Officer/ Title IX & 504/ADA Employee Coordinator. Either can be contacted at 1020 Dutch Fork Road, Irmo, South Carolina 29063, [\(803\) 476-8000](tel:8034768000)."

**Annual School
Improvement Report**

March 15, 2018



Irmo Elementary School

"A Tradition in Learning"

Palmetto Gold Award

**Irmo Elementary School
7401 Gibbes Street
Irmo, SC 29063
(803) 476-4200**

<http://www.lexrich5.org/ies>

School District Five of Lexington and Richland Counties

The Mission of Irmo Elementary School

is to nurture and prepare every child with the knowledge and problem-solving skills to succeed in an increasingly global community. By offering rigorous, diverse instructional programs that are data-driven, we foster superior achievement, responsible citizenship, and a foundation for lifelong learning.

MAP Growth

The scores below show the percentage of students meeting their growth targets in reading and mathematics each year (Fall – Spring). Map is a formative assessment to guide instructional practices.

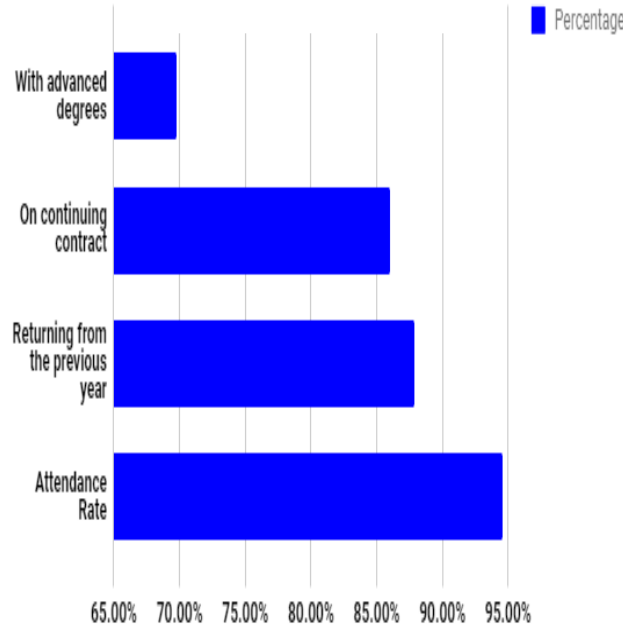
Reading



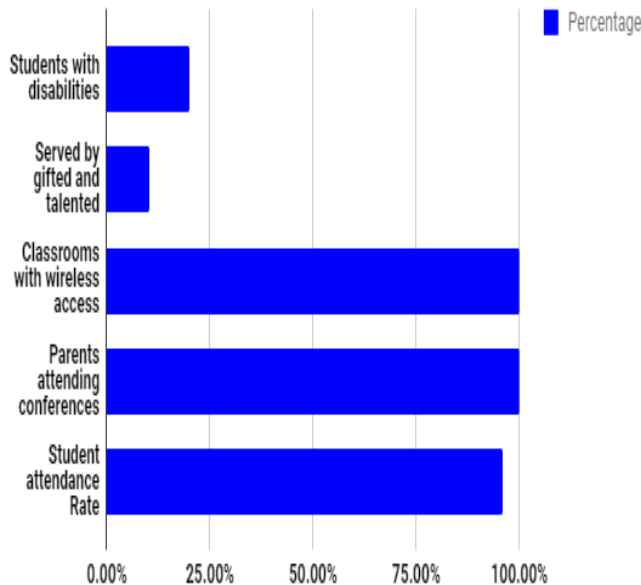
Math



Teacher Statistics



Student Statistics



Goal Statements

- ❖ VCG Growth for percentage of typical growth plus high growth will increase from 75.3% to 80.3% for Reading in five years.
- ❖ VCG Growth for percentage of typical growth plus high growth will increase from 79.9% to 80.9% for Mathematics in five years.
- ❖ Indicator 3.11 of the AdvancED Self-Assessment will improve from an overall rating of 2 to an overall rating of 3. Indicator 3.11 states, “All staff members participate in a continuous program of professional learning”
- ❖ The percentage parents satisfied with the social and physical environment will increase from 91% to 92.25% in five years.

School Climate Satisfaction Survey

