

Harbison West Elementary

257 Crossbow Drive
Columbia, SC 29212



South Carolina State Report Card

State and federal laws require public schools to release report cards to the public each year. This year, the report card has been updated to reflect changes in reporting directed by the SC Education Oversight Committee. Schools will not be rated for state accountability purposes until Fall 2017 when the state will transition to a single accountability system. The following reports student performance in school year 2014-15.

Grades:	PK-5 Elementary	Principal:	Arthur Newton, Jr.
Enrollment:	548 students	Superintendent:	Stephen W. Hefner, Ed.D.
School Phone:	803-476-3800	Board Chair:	Beth Hutchison
School Website:	http://www.lexrich5.org/HarbisonWest.cfm		



Profile of the SC Graduate

World Class Knowledge

- Rigorous standards in language arts and math for career and college readiness
- Multiple languages, science, technology, engineering, mathematics (STEM), arts and social sciences*

World Class Skills

- Creativity and innovation
- Critical thinking and problem solving
- Collaboration and teamwork
- Communication, information, media and technology
- Knowing how to learn

Life and Career Characteristics

- Integrity
- Self-direction
- Global perspective
- Perseverance
- Work ethic
- Interpersonal skills

* 21st Century core courses in Social Sciences include History, Geography, Economics, Government and Civics.

WORLD CLASS SKILLS & LIFE AND CAREER CHARACTERISTICS

Our school is helping all students develop the world class skills and life and career characteristics of the Profile of the Graduate by ...

Harbison West Elementary is committed to creating an educational environment that will ensure our students success in school and in life. We understand that the knowledge, skills and competencies acquired now will be the foundation for future learning.

This year, Harbison West Elementary School continued to excel academically. We have a superior cadre of teachers who are totally dedicated to student success. Harbison West Elementary School continues to recruit and retain the very best teachers possible. We have established a rigorous and relevant curriculum that ensures our students exceed established standards. Our teachers possess a variety of experiences and expertise; including Gifted and Talented Endorsement, Special Education Certifications, National Board Certification, and all teachers are Highly Qualified. Teachers continue to implement innovative, teaching methods and best practices for instruction with the aid of our strong instructional support team. Because of this support system, our school was able to achieve an Excellent rating.

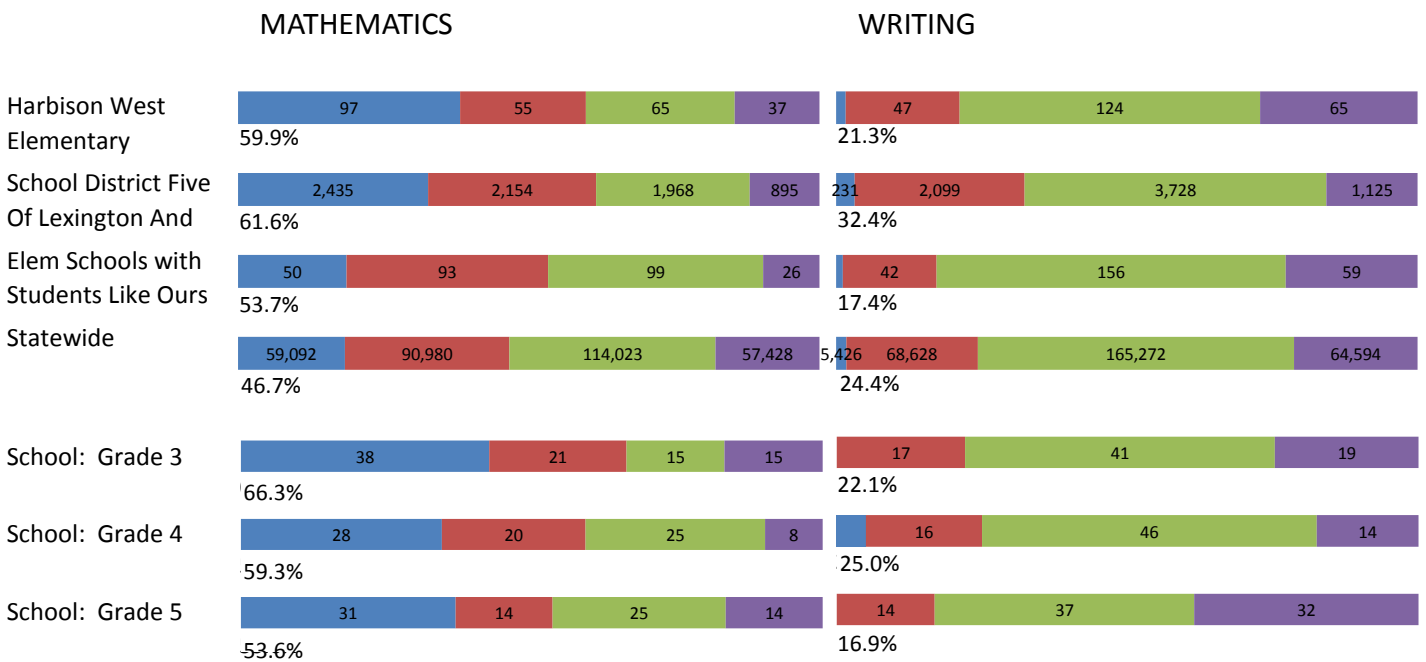
Over the last four years, District Five has implemented an aggressive technology plan. The guiding principal for that initiative is to ensure that our students can be successful in school and compete globally. Our focus is to help students become creators, communicators, critical thinkers and collaborators. Teachers purposefully plan lessons and provide students with opportunities to grow and develop twenty-first century skills. Technology is utilized as a tool by students and teachers to enhance the educational experience and to make meaningful connections locally and world-wide.

At Harbison West Elementary our goal is to provide students with experiences and programs of study that will help make them good citizens. We know that characteristics taught in school will carry-over to their college and career successes. Our guidance counselor and social worker work collaboratively to provide our students with the necessary skills to become productive and contributing citizens.

Arthur Newton, Jr., Principal and Bunnie Ward, SIC Chair

KNOWLEDGE

The ACT Aspire assessment was given to students in grades 3-8 in Spring 2015. Students were assessed in the subject areas of Reading, English, Mathematics and Writing



ACT Readiness Levels



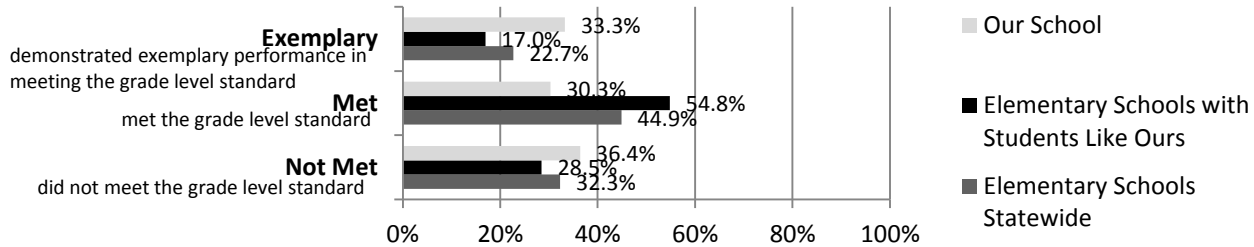
Abbreviations for Missing Data

- N/A-Not Applicable
- N/AV-Not Available
- N/C-Not Collected
- N/R-Not Reported
- I/S-Insufficient Sample

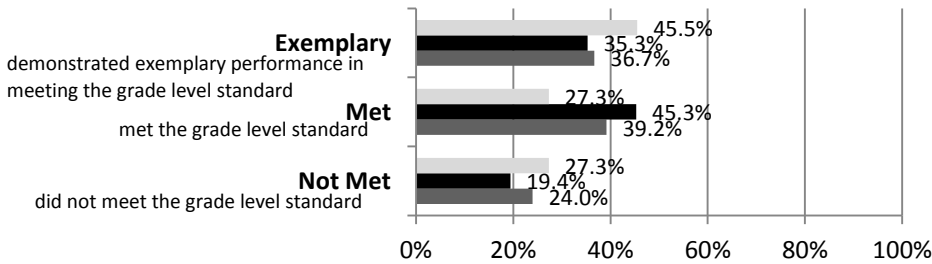
KNOWLEDGE

The SC Palmetto Assessment of State Standards (SCPASS) was given to students in grades 4 - 8 in Spring 2015. Students were assessed in the subject areas of Science and Social Studies.

Science



Social Studies



Science SCPASS

Our School: Percent Met and Above for each grade level	
4th grade	5th grade
69.1	58.3

Social Studies SCPASS

Our School: Percent Met and Above for each grade level	
4th grade	5th grade
81.5	64.3

Note: Results include SC-Alt assessment results.

Exemplary	"Exemplary" : student demonstrated exemplary performance in meeting the grade level standard.
Met	"Met" : student met the grade level standard.
Not Met	"Not Met" : student did not meet the grade level standard.

Elementary Schools with Students Like Ours are elementary schools with poverty indices of no more than 5% above or below the index for the school.

Abbreviations for Missing Data

N/A-Not Applicable N/AV-Not Available N/C-Not Collected N/R-Not Reported I/S-Insufficient Sample

OPPORTUNITIES**For students to meet the profile of the SC Graduate**

	Our School	Change from Last Year	Elementary Schools with students like ours
Students (n = 548)			
Percent of students participating in Medicaid, SNAP, or TANF; homeless, foster, or migrant students (poverty index)	68.1	Down from 70.7%	N/A
Attendance Rate	96.5	Down from 97.0%	95.9
With disabilities	17.6	Down from 18.4%	12.5
Out of school suspensions or expulsions for violent and/or criminal offenses	2.6	Up from 0.0%	0.0
Percentage of students served by gifted and talented programs	17.9	Down from 20.1%	8.4
Percentage of students retained	0.0	Down from 0.4%	1.0
Teachers (n = 49)			
Percentage of teachers with advanced degrees	61.2	Down from 64.2%	62.7
Percentage of teachers on continuing contract	85.7	Down from 86.8%	84.4
Teachers returning from previous year	84.5	Down from 84.9%	89.4
Teacher attendance rate	95.5	No change	94.8
Average teacher salary*	\$49,800	Up 2.6%	\$49,092
Professional development days / teacher	8.2 days	Up from 8.0 days	11.0 days
Percentage of teacher vacancies for more than 9 weeks	0.0	N/A	0.6
School			
Principal's years at school	2.0	Up from 1.0	4.0
Student-teacher ratio in core subjects	17.7 to 1	Up from 17.3 to 1	21.0 to 1
Prime instructional time	91.5	Down from 91.6%	89.7
Opportunities in the arts	Good	No change	Good
Opportunities in foreign languages	Poor	N/A	Poor
AdvancEd (SACS) accreditation	Yes	No change	Yes
Parents attending conferences	95.0	Down from 96.8%	100.0
Character development program	Good	Down from Excellent	Excellent
Avg. age of books / electronic media in the school library	11.0	N/A	14.9
Number of resources available per student in the school library media center	27.8	N/A	20.6
Bandwidth capacity per student	<25 Mbps	N/C	N/A
Percent of classrooms with wireless access	76-100%	N/C	N/A
District-issued learning devices per student	0.2	N/C	0.6
District-issued technology devices per teacher	1.3	N/C	1.9
Percentage of classes not taught by highly qualified teachers	0.0	Down from 3.7%	0.0
Dollars spent per pupil**	\$12,296	Down 2.2%	\$7,592
Percent of expenditures for instruction**	64.9	Up from 64.7%	67.0
Percent of expenditures for teachers' salaries**	66.1	Up from 65.7%	68.3

* Includes current year teachers contracted for 190 days or more.

** Prior year audited financial data are reported.

Abbreviations for Missing Data

N/A-Not Applicable

N/AV-Not Available

N/C-Not Collected

N/R-Not Reported

I/S-Insufficient Sample

OPPORTUNITIES**Evaluations by Teachers, Students, and Parents****Evaluations by Teachers, Students, and Parents**

	Teachers	Students*	Parents*
Number of surveys returned	52	86	57
Percent satisfied with learning environment	92.0	87.0	89.0
Percent satisfied with social and physical environment	96.0	78.0	89.0
Percent satisfied with school-home relations	77.0	88.0	84.0

* Only students at the highest elementary school grade and their parents were included.

State Ratings History of School

Year	Absolute Rating	Growth Rating
2014	Excellent	Excellent
2013	Excellent	Below Average
2012	Good	Average

Based on state law, schools will not be rated for state accountability purposes until Fall 2017.

Additional Resources

SC State Content Standards
[Family-Friendly Guides to the SC Content Standards](#)
[2014-15 Accountability Manual](#)
[Report Card Data Files](#)
[ESEA Data Files](#)

Abbreviations for Missing Data

N/A-Not Applicable

N/AV-Not Available

N/C-Not Collected

N/R-Not Reported

I/S-Insufficient Sample